

CASH BASIS

GAAP BASIS

ILLINOIS STATE BOARD OF EDUCATION
School Finance Department
School Business and Support Services Division
100 North First Street
Springfield, Illinois 62777-0001

SCHOOL DISTRICT BUDGET FORM*

July 1, 2003 - June 30, 2004

Budget of Lansing Elementary School District No. 158, County of Cook,
State of Illinois, for the Fiscal Year beginning July 1, 2003 and ending June 30, 2004.

WHEREAS the Board of Education of Lansing Elementary School District No. 158,
County of Cook, State of Illinois, caused to be prepared in tentative form a budget, and the
Secretary of this Board has made the same conveniently available to public inspection for at least thirty days
prior to final action thereon;

AND WHEREAS a public hearing was held as to such budget on the 24th day of September 20 03
notice of said hearing was given at least thirty days prior thereto as required by law, and all other legal requirements
have been complied with;

NOW, THEREFORE, Be it resolved by the Board of Education of said district as follows:

Section 1: That the fiscal year of this School District be and the same hereby is fixed and declared to be
beginning July 1, 2003 and ending June 30, 2004.

Section 2: That the following budget containing an estimate of amounts available in each Fund, separately, and of
expenditures from each be and the same is hereby adopted as the budget of this school district for said fiscal year.

ADOPTION OF BUDGET

The Budget shall be approved and signed below by Members of the School Board.

Adopted this 24th day of September 20 03 by a roll call vote of _____ Yeas, and _____ Nays, to wit:

MEMBERS VOTING YEA:	MEMBERS VOTING NAY:

* Based on the Illinois Program Accounting Manual for Local Education Agencies (LEAs) as required by Section 17-1 of the School Code. A certified copy of this document must be filed with the county clerk within 30 days of adoption as required by Section 18-50 of the Property Tax Code (35 ILCS 200/18-50).

ISBE 50-36 (5/2003)

SB04_r6 (6/30/03)

PART I - ESTIMATED RECEIPTS/REVENUES

Description	Acct No	(10) Educational	(20) Operations & Maintenance	(30) Bond & Interest	(40) Transportation	(50) Municipal Retirement/ Social Security	(60) Site & Construction/ Capital Improvement	(70) Working Cash	(80) Rent
RECEIPTS/REVENUE FROM LOCAL SOURCES									
AD VALOREM TAXES LEVIED BY LOCAL EDUCATION AGENCY									
1. General Levy	1110 *	[5000] 6,722,329	[5267] 735,724	[5448] 1,270,500	[5492] 334,185	[5660] 222,900	[5810] 0	[5855] 138,971	[5886] 0
2. Tort Immunity Levy	1120	[5001] 336,446	[5268] 0	[5449] 0	[5493] 0				
3. Leasing Levy	1130	** [4965] 0	[5269] 0						
4. Special Education Levy	1140	[5002] 56,091	[5270] 0		[5494] 0	[5661] 0			
5. Social Security/Medicare-Only Levy	1150					[5662] 0			
6. Area Vocational Construction Levy	1160		[5271] 0	[5450] 0					
7. Summer School Levy	1170	[5003] 0							
8. Other Tax Levies	1190	[5004] 0	[5272] 0	[5451] 0	[5495] 0	[5663] 0	[5811] 0	[5856] 0	[5887] 0
9. TOTAL AD VALOREM TAXES LEVIED BY LOCAL EDUCATION AGENCY		[5005] 7,114,866	[5273] 735,724	[5452] 1,270,500	[5496] 334,185	[5664] 222,900	[5812] 0	[5857] 138,971	[5888] 0
PAYMENTS IN LIEU OF TAXES									
10. Mobile Home Privilege Tax	1210	[5006] 0	[5274] 0	[5453] 0	[5497] 0	[5665] 0	[5813] 0	[5858] 0	[5889] 0
11. Payments from Local Housing Authority	1220	[5007] 0	[5275] 0	[5454] 0	[5498] 0	[5666] 0	[5814] 0	[5859] 0	[5890] 0
12. Corporate Personal Property Replacement Taxes	1230 ***	[5008] 160,000	[5276] 0	[5455] 0	[5499] 0	[5667] 10,000	[5815] 0	[5860] 0	[5891] 0
13. Other Payments in Lieu of Taxes	1290	[5009] 0	[5277] 0	[5456] 0	[5500] 0	[5668] 0	[5816] 0	[5861] 0	[5892] 0
14. TOTAL PAYMENTS IN LIEU OF TAXES		[5010] 160,000	[5278] 0	[5457] 0	[5501] 0	[5669] 10,000	[5817] 0	[5862] 0	[5893] 0
TUITION									
15. Regular Tuition from Pupils or Parents	1311	[5011] 0							
16. Regular Tuition from Other LEAs	1312	[5012] 0							
17. Regular Tuition from Other Sources	1313	[5013] 0							

* Include taxes for bonds sold that are in addition to those identified separately.

** Computer Technology only.

*** Corporate personal property replacement tax revenue must be first applied to the Bond and Interest Fund (Bonds issued prior to Jan. 1, 1979) and then the Municipal Retirement/Social Security Fund to replace tax

revenue lost due to the abolition of the corporate personal property tax (30 ILCS 115/12). This provision does not apply to taxes levied for Medicare-Only purposes.

(90)
Fire Prevention &
Safety



[5924]

139,472



[5925]

[5926]

139,472



[5927]


[5928]

[5929]

[5930]

[5931]

0




ESTIMATED RECEIPTS/REVENUES

Description	Acct No	(10) Educational	(20) Operations & Maintenance	(30) Bond & Interest	(40) Transportation	(50) Municipal Retirement/ Social Security	(60) Site & Construction/ Capital Improvement	(70) Working Cash	(80) Rent
18. Summer School Tuition from Pupils or Parents	1321	[5014]							
19. Summer School Tuition from Other LEAs	1322	[5015]							
20. Summer School Tuition from Other Sources	1323	[5016]							
21. Vocational Tuition from Pupils or Parents	1331	[5017]							
22. Vocational Tuition from Other LEAS	1332	[5018]							
23. Vocational Tuition from Other Sources	1333	[5019]							
24. Special Education Tuition from Pupils or Parents	1341	[5020]							
25. Special Education Tuition from Other LEAs	1342	[5021]							
26. Special Education Tuition from Other Sources	1343	[5022]							
27. Adult Tuition from Pupils or Parents	1351	[5023]							
28. Adult Tuition from Other LEAs	1352	[5024]							
29. Adult Tuition from Other Sources	1353	[5025]							
30. TOTAL TUITION		[5026]							
		0							
TRANSPORTATION FEES									
31. Regular Transportation Fees from Pupils or Parents	1411				[5502]				
32. Regular Transportation Fees from Other LEAs	1412				[5503]				
33. Regular Transportation Fees from Private Sources	1413				[5504]				
34. Regular Transportation Fees from Co-curricular Activities	1415				[5505]				
35. Summer School Transportation Fees from Pupils or Parents	1421				[5506]				
36. Summer School Transportation Fees from Other LEAs	1422				[5507]				
37. Summer School Transportation Fees from Other Sources	1423				[5508]				
38. Vocational Transportation Fees from Pupils or Parents	1431				[5509]				
39. Vocational Transportation Fees from Other LEAs	1432				[5510]				



(90)
Fire Prevention &
Safety





ESTIMATED RECEIPTS/REVENUES

Description	Acct No	(10) Educational	(20) Operations & Maintenance	(30) Bond & Interest	(40) Transportation	(50) Municipal Retirement/ Social Security	(60) Site & Construction/ Capital Improvement	(70) Working Cash	(80) Rent
40. Vocational Transportation Fees from Other	1433				[5511]				
41. Special Ed. Transportation Fees from Pupils or Parents	1441				[5512]				
42. Special Ed. Transportation Fees from Other LEAs	1442				[5513]				
43. Special Ed. Transportation Fees from Other Sources	1443				[5514]				
44. Adult Transportation Fees from Pupils or Parents	1451				[5515]				
45. Adult Transportation Fees from Other LEAs	1452				[5516]				
46. Adult Transportation Fees from Other Sources	1453				[5517]				
47. TOTAL TRANSPORTATION FEES					[5518]				
					0				
EARNINGS ON INVESTMENTS									
48. Interest on Investments	1510	[5027]	[5279]	[5458]	[5519]	[5670]	[5818]	[5863]	[5894]
		15,000		15,000		600		15,000	
49. Gain or Loss on Sale of Investments	1520	[5028]	[5280]	[5459]	[5520]	[5671]	[5819]	[5864]	[5895]
50. TOTAL EARNINGS ON INVESTMENTS		[5029]	[5281]	[5460]	[5521]	[5672]	[5820]	[5865]	[5896]
		15,000	0	15,000	0	600	0	15,000	0
FOOD SERVICE									
51. Sales to Pupils - Lunch	1611	[5970]							
		1,000							
52. Sales to Pupils - Breakfast	1612	[5030]							
53. Sales to Pupils - Ala Carte	1613	[5031]							
54. Sales to Pupils - Other	1614	[5032]							
55. Sales to Adults	1620	[5033]							
56. Other Food Service	1690	[5034]							
57. TOTAL FOOD SERVICE		[5035]							
		1,000							
PUPIL ACTIVITIES									
58. Admissions - Athletic	1711	[5036]	[5282]						

59. Admissions - Other

1719

[5037]

[5283]

--

--

--

--

--

--

(90)
Fire Prevention &
Safety



[5932]

[5933]

[5934]

0






ESTIMATED RECEIPTS/REVENUES

Description	Acct No	(10) Educational	(20) Operations & Maintenance	(30) Bond & Interest	(40) Transportation	(50) Municipal Retirement/ Social Security	(60) Site & Construction/ Capital Improvement	(70) Working Cash	(80) Rent
60. Fees	1720	[5038]	[5284]						
61. Book Store Sales	1730	[5039]	[5285]						
62. Other Pupil Activity Revenue (Attach Itemization)	1790	[5040]	[5286]						
		1,800							
63. TOTAL PUPIL ACTIVITIES		[5041]	[5287]						
		1,800	0						
TEXTBOOKS									
64. Rentals - Regular Textbook	1811	[5042]							
		105,000							
65. Rentals - Summer School Textbook	1812	[5043]							
66. Rentals - Adult/Continuing Education Textbook	1813	[5044]							
67. Rentals - Other (Attach Itemization)	1819	[5045]							
68. Sales - Regular Textbook	1821	[5046]							
69. Sales - Summer School Textbook	1822	[5047]							
70. Sales - Adult/Continuing Education Textbook	1823	[5048]							
71. Sales - Other (Attach Itemization)	1829	[5049]							
		1,800							
72. Other (Attach Itemization)	1890	[5050]							
73. TOTAL TEXTBOOKS		[5051]							
		106,800							
OTHER REVENUE FROM LOCAL SOURCES									
74. Rentals	1910	[5052]	[5288]						
			70,800						
75. Contributions and Donations from Private Sources	1920	[5053]	[5289]	[5461]	[5522]	[5673]	[5821]	[5866]	[5897]
76. Services Provided Other LEAs	1940	[5054]	[5290]		[5523]				
		7,000							
77. Refund Prior Years' Expenditures	1950	[5055]	[5291]	[5462]	[5524]	[5674]	[5822]		[5898]
		40,000	5,000						
78. Payment from Other LEAs	1991	[4700]	[5292]	[5463]	[4966]		[5823]		
		52,000							
79. Sale of Vocational Projects	1992	[5056]							
80. Local Fees	1993	[5057]							



(90)
Fire Prevention &
Safety



[5935]



[5936]





ESTIMATED RECEIPTS/REVENUES

Description	Acct No	(10) Educational	(20) Operations & Maintenance	(30) Bond & Interest	(40) Transportation	(50) Municipal Retirement/ Social Security	(60) Site & Construction/ Capital Improvement	(70) Working Cash	(80) Rent
81. Other (Attach Itemization)	1999	[5058] 110,000	[5293]	[5464]	[5525]	[5675]	[5824]	[5868]	[5899]
82. TOTAL OTHER REVENUE FROM LOCAL SOURCES		[5059] 209,000	[5294] 75,800	[5465] 0	[5526] 0	[5676] 0	[5825] 0	[5869] 0	[5900] 0
83. TOTAL RECEIPTS/REVENUE FROM LOCAL SOURCES *		[5060] 7,608,466	[5295] 811,524	[5466] 1,285,500	[5527] 334,185	[5963] 233,500	[5964] 0	[5965] 153,971	[5966] 0
FLOW-THROUGH RECEIPTS/REVENUE FROM ONE LEA TO ANOTHER LEA	2000								
84. Flow-Through Revenue from State Sources	2100	[5061]	[5296]		[5528]	[5677]			
85. Flow-Through Revenue from Federal Sources	2200	[5062]	[5297]		[5529]	[5678]			
86. Other Flow-Through (Attach Itemization)	2300	[5063]	[5298]		[5530]	[5679]			
87. TOTAL FLOW-THROUGH RECEIPTS/ REVENUES FROM ONE LEA TO ANOTHER LEA **		[5064] 0	[5299] 0		[5531] 0	[5680] 0			
RECEIPTS/REVENUES FROM STATE SOURCES	3000								
UNRESTRICTED GRANTS-IN-AID									
88. General State Aid - Sec. 18-8.05	3001	[5065] 2,699,027	[5300]	[5467]	[5532]	[5681]	[5826]		[5901]
89. General State Aid - Hold Harmless/Supplemental	3002	[4813]	[4814]	[4815]	[4816]	[4817]	[4818]		[4819]
90. Reorganization Incentives	3005	[5066]	[5301]	[5468]	[5533]	[5682]	[5827]		[5902]
91. Other Unrestricted Grants-In-Aid From State Sources (Attach Itemization)	3099	[4821]	[4822]	[4823]	[4824]	[4825]	[4826] 1,768,000		[4827]
92. TOTAL UNRESTRICTED GRANTS-IN-AID		[5071] 2,699,027	[5306] 0	[5473] 0	[5538] 0	[5687] 0	[5832] 1,768,000		[5907] 0
RESTRICTED GRANTS-IN-AID									
93. Special Education - Private Facility Tuition	3100	[5072]			[5539]				
94. Special Education - Extraordinary	3105	[5073] 96,000			[5540]				
95. Special Education - Personnel	3110	[5074] 320,000	[5307]		[5541]				
96. Special Education - Orphanage - Individual	3120	[5076] 9,000			[5543]				

* Total of Lines 9, 14, 30, 47, 50, 57, 63, 73, 82

** Total of Lines 84-86


(90) Fire Prevention & Safety
[5937]
[5938]
0
[5967]
139,472
[5939]
[4820]
[5940]
[4828]
[5945]
0

ESTIMATED RECEIPTS/REVENUES

Description	Acct No	(10) Educational	(20) Operations & Maintenance	(30) Bond & Interest	(40) Transportation	(50) Municipal Retirement/ Social Security	(60) Site & Construction/ Capital Improvement	(70) Working Cash	(80) Rent
97. Special Education - Orphanage - Summer	3130	[5078] 2,190			[5545]				
98. Special Education - Summer School	3145	[5081]			[5548]				
99. Special Education - Other (Attach Itemization)	3199	[4248]	[4249]		[4250]				
100. TOTAL SPECIAL EDUCATION		[5086] 427,190	[5308] 0		[5553] 0				
101. Vocational Education - Tech. Prep.	3200	[5087]	[5309]			[5688]			
102. Vocational Education - Coordination Grants	3210	[5089]	[5311]			[5690]			
103. Vocational Education - Formula	3215	[5090]	[5312]						
104. Vocational Education - Jobs for Illinois Graduates	3217	[4838]	[4839]			[4840]			
105. Vocational Education - Secondary Program Improvement	3220	[5091]	[5313]						
106. Vocational Education - WECEP	3225	[5092]	[5314]			[4710]			
107. Vocational Education - Elementary Career Development Program	3275	[4706]	[4707]						
108. Vocational Education - Other (Attach Itemization)	3299	[4166]	[4167]		[4168]	[4169]			
109. TOTAL VOCATIONAL EDUCATION		[5100] 0	[5322] 0		[4708] 0	[5691] 0			
110. Bilingual Education - Downstate - TPI	3305	[5102]				[5693]			
111. Bilingual Education - Downstate - TBE	3310	[5103]				[5694]			
112. TOTAL BILINGUAL EDUCATION		[5104] 0				[5695] 0			
113. Gifted Education	3350	[5105]			[4709]				
114. State Free Lunch & Breakfast	3360	[5106] 5,000							
115. School Breakfast Initiative	3365	[4290]	[4291]			[4292]			
116. Driver Education	3370	[5107]	[5323]						
117. Adult Education from Community College Board	3410	[5110]	[5326]						
118. Adult Education - Other (Attach Itemization)	3499	[4251]	[4252]		[4293]	[4294]			
119. Transportation - Regular/Vocational	3500	[5114]	[5330]		[5554]				

120. Transportation - Special Education	3510	[5116]	[5332]		6,000				
					[5556]				
					308,986				

(90)
Fire Prevention &
Safety







ESTIMATED RECEIPTS/REVENUES

Description	Acct No	(10) Educational	(20) Operations & Maintenance	(30) Bond & Interest	(40) Transportation	(50) Municipal Retirement/ Social Security	(60) Site & Construction/ Capital Improvement	(70) Working Cash	(80) Rent
121. Transportation - Other (Attach Itemization)	3599	[4253]	[4254]		[4255]	[4295]			
122. TOTAL TRANSPORTATION		[5117]	[5333]		[5557]	[4296]			
		0	0		314,986	0			
123. Learning Improvement - Change Grants	3610	[5120]							
		4,250							
124. Scientific Literacy	3660	[5126]	[5334]		[5558]	[5696]			
125. Truant Alternative/Optional Education	3695	[5133]			[5564]	[5702]			
126. Early Childhood - Block Grant	3705	[5135]	[5340]		[5566]	[5704]			
		400,865							
127. Reading Improvement Block Grant	3715	[5138]			[5569]	[5706]			
		95,005							
128. Reading Improvement Block Grant- Reading Recovery	3720	[5139]			[5570]	[5707]			
129. Chicago General Education Block Grant	3766	[4995]	[4996]		[4997]	[4998]			
130. Chicago Educational Services Block Grant	3767	[4999]	[4118]		[4119]	[4120]			
131. School Safety & Educational Improvement Block Grant	3775	[4854]	[4855]	[4856]	[4857]	[4858]	[4859]		
		33,000							
132. Technology - Closing the Gaps	3792	[4871]	[4872]		[4873]				
		2,000							
133. State Library Grant	3800	[4729]							
		1,500							
134. Illinois Arts Council Grants	3801	[4730]							
135. Illinois Scholars Program	3803	[5146]	[5346]		[5576]				
136. Illinois Occupational Info Coordinating Committee	3806	[5149]	[5349]		[5579]				
137. Project Success	3807	[5150]	[5350]		[5580]				
138. IDOT Safety	3808	[5151]			[5581]				
139. IDOT Alcohol Awareness	3809	[5152]			[5582]				
140. State Charter Schools	3815	[4256]			[4257]				
141. Summer Bridges	3825	[4260]			[4261]				
142. Academic Early Warning List	3830	[4262]			[4263]				

(90)
Fire Prevention &
Safety



[4861]



ESTIMATED RECEIPTS/REVENUES

Description	Acct No	(10) Educational	(20) Operations & Maintenance	(30) Bond & Interest	(40) Transportation	(50) Municipal Retirement/ Social Security	(60) Site & Construction/ Capital Improvement	(70) Working Cash	(80) Rent
143. Infrastructure Improvements - Planning/Construction	3920		[4266]				[4267]		
144. School Infrastructure - Maintenance Projects	3925		[4268]						
145. Other Revenue from State Sources (Attach Itemization)	3999	[4731]	[4732]	[4733]	[4734]	[4735]	[4736]	[4154]	[4737]
146. TOTAL RESTRICTED GRANTS-IN-AID	*	[5153]	[5351]	[5476]	[5583]	[5709]	[5838]	[4302]	(4938)
		968,810	0	0	314,986	0	0	0	0
147. TOTAL RECEIPTS/REVENUE FROM STATE SOURCES	**	[5162]	[5360]	[5483]	[5592]	[5717]	[5845]	[4155]	[5915]
		3,667,837	0	0	314,986	0	1,768,000	0	0
RECEIPTS/REVENUE FROM FEDERAL SOURCES	4000								
UNRESTRICTED GRANTS-IN-AID RECEIVED DIRECTLY FROM FEDERAL GOVT									
148. Federal Impact Aid	4001	[5163]	[5361]	[4303]	[5593]	[5718]	[4304]	[4305]	[4306]
149. Other Unrestricted Grants-In-Aid Received Directly From Federal Govt	4009	[4883]	[4884]	[4308]	[4885]	[4886]	[4887]	[4309]	[4310]
150. TOTAL UNRESTRICTED GRANTS-IN-AID RECEIVED DIRECTLY FROM FEDERAL GOVT		[5164]	[5362]	[4311]	[5594]	[5719]	[4889]	[4312]	[4313]
		0	0	0	0	0	0	0	0
RESTRICTED GRANTS-IN-AID RECEIVED DIRECTLY FROM FEDERAL GOVT									
151. Emergency School Assistance Act	4025	[5165]			[5595]	[5720]			
152. ESEA - Title VII - Bilingual	4030	[5166]			[5596]	[5721]			
153. ESEA - Title VI - Excellence in Education	4035	[5167]			[4739]	[5722]			
154. Community Action Program - OEO	4040	[5168]							
155. Head Start	4045	[5169]							
156. Construction (Impact Aid)	4050	[5170]	[5363]				[5846]		
157. EPA Grant Proceeds (Life Safety Purposes Only)	4055								
158. MAGNET	4060	[4740]	[4741]		[4743]	[4749]	[4750]		
159. Other Restricted Grants-In-Aid Received Directly From Federal Govt (Attach Itemization)	4099	[4744]	[4745]		[4747]	[4752]	[4753]		
160. TOTAL RESTRICTED GRANTS-IN-AID RECEIVED DIRECTLY FROM FEDERAL GOVT		[5171]	[5364]		[5597]	[5723]	[5847]		
		0	0		0	0	0		

* Total of lines 100, 109, 112-118, 122-145.


** Total of lines 92 and 146.

(90) Fire Prevention & Safety
[4269]
[4738]
(4939)
0
[5953]
0
[4307]
[4888]
[4890]
0
[4811]
[4755]
[5955]
0

ESTIMATED RECEIPTS/REVENUES

Description	Acct No	(10) Educational	(20) Operations & Maintenance	(30) Bond & Interest	(40) Transportation	(50) Municipal Retirement/ Social Security	(60) Site & Construction/ Capital Improvement	(70) Working Cash	(80) Rent
RESTRICTED GRANTS-IN-AID RECEIVED FROM FEDERAL GOVT. THRU THE STATE									
161. Title VI-Innovation and Flexibility Formula	4100	[5172]	[5365]		[5598]	[5724]			
		18,964							
162. Title V-LEA Projects	4105	[4314]	[4315]		[4316]	[4317]			
163. Title V-Rural and Low Income Schools	4107	[4318]	[4319]		[4320]	[4321]			
164. Title V-Class Size Reduction	4110	[4322]	[4323]		[4324]	[4325]			
165. Title V-State Assessments	4120	[4326]	[4327]		[4328]	[4329]			
166. Title V-Other	4199	[4330]	[4331]		[4332]	[4333]			
167. TOTAL TITLE V		[4334]	[4335]		[4336]	[4337]			
		18,964	0		0	0			
168. National School Lunch Program	4210	[5178]							
169. Special Milk Program	4215	[5179]							
		13,700							
170. School Breakfast Program	4220	[5180]							
171. Summer Food Service Admin/Program	4225	[5181]							
172. Child Care Commodity/SFS 13-Adult Day Care	4226	[5182]							
173. Food Service - Other (Attach Itemization)	4299	[4270]							
174. TOTAL FOOD SERVICE		[5185]							
		13,700							
175. Title I - Low Income	4300	[5186]	[5370]		[5603]	[5729]			
176. Title I - Low Income - Neglected, Private	4305	[5187]	[5371]		[5604]	[5730]			
177. Title I - Capital Expenses	4325	[5191]	[5375]		[5608]	[5734]			
178. Title I - School Improvement	4331	[5192]	[5376]		[5609]	[5735]			
179. Title I - Comprehensive School Reform	4332	[4174]	[4175]		[4176]	[4177]			
180. Title I - Reading First	4334	[4338]	[4339]		[4340]	[4341]			
181. Title I - Even Start	4335	[5193]	[5377]		[5610]	[5736]			

(90)
Fire Prevention &
Safety



ESTIMATED RECEIPTS/REVENUES

Description	Acct No	(10) Educational	(20) Operations & Maintenance	(30) Bond & Interest	(40) Transportation	(50) Municipal Retirement/ Social Security	(60) Site & Construction/ Capital Improvement	(70) Working Cash	(80) Rent
182. Title I - Migrant Education	4340	[5194]	[5378]		[5611]	[5737]			
183. Title I - Other (Attach Itemization)	4399	[4271]	[4272]		[4273]	[4274]			
184. TOTAL TITLE I		[5199] 0	[5383] 0		[5616] 0	[5742] 0			
185. Title IV - Safe & Drug Free Schools - Formula	4400	[5195] 9,894	[5379]		[5612]	[5738]			
186. Title IV - Safe & Drug Free Schools -Violence Prevention	4406	[5196]	[5380]		[5613]	[5739]			
187. Title IV - Community Service	4420	[4342]	[4343]		[4344]	[4345]			
188. Title IV - 21st Century	4421	[4346]	[4347]		[4348]	[4349]			
189. Title IV - Other (Attach Itemization)	4499	[4275]	[4276]		[4277]	[4278]			
190. TOTAL TITLE IV		[4350] 9,894	[4351] 0		[4352] 0	[4353] 0			
191. Fed - Spec Ed - Preschool Flow - Through	4600	[5213] 23,300	[5397]		[5630]	[5756]			
192. Fed - Spec Ed - Preschool Discretionary	4605	[5214]	[5398]		[5631]	[5757]			
193. Fed - Spec Ed - IDEA - Flow Through/Low Incidence	4620	[5217] 350,961	[5401]		[5634]	[5760]			
194. Fed - Spec Ed - IDEA - Room & Board	4625	[5218]	[5402]		[5635]	[5761]			
195. Fed - Spec Ed - IDEA - Discretionary	4630	[5219]	[5403]		[5636]	[5762]			
196. Fed - Spec Ed - IDEA - Other (Attach Itemization)	4699	[4279]	[4280]		[4281]	[4282]			
197. TOTAL FED - SPECIAL ED		[5225] 374,261	[5409] 0		[5642] 0	[5768] 0			
198. VE - Perkins - Title IIA State Leadership	4720	[5230]	[5414]			[5773]			
199. VE - Perkins - Title IIC Secondary	4745	[5235]	[5419]			[5778]			
200. VE - Perkins - Title IIC Postsecondary/Adult	4750	[5236]	[5420]			[5779]			
201. VOC ED-Perkins-Title IIIE Tech Prep	4770	[5240]	[5424]			[5783]			
202. VOC ED-Education to Careers-Implementation (DOL)	4777	[4190]	[4191]			[4192]			
203. VOC ED-Other (Attach Itemization)	4799	[4283]	[4284]			[4285]			
204. TOTAL VOCATIONAL EDUCATION		[5243]	[5427]			[5786]			



(90)
Fire Prevention &
Safety





ESTIMATED RECEIPTS/REVENUES

Description	Acct No	(10) Educational	(20) Operations & Maintenance	(30) Bond & Interest	(40) Transportation	(50) Municipal Retirement/ Social Security	(60) Site & Construction/ Capital Improvement	(70) Working Cash	(80) Rent
205. Federal - Adult Education	4810	[5249]	[5433]			[5792]			
206. Emergency Immigrant Assistance	4905	[5251]			[5644]	[5794]			
207. Title III-English Language Acquisition	4909	[4354]			[4355]	[4356]			
208. Learn & Serve America	4910	[5252]			[5645]	[5795]			
209. McKinney Education for Homeless Children	4920	[5254] 85,000	[5435]		[5647]	[5797]			
210. Title II - Eisenhower - Professional Development Formula	4930	[5256]	[5437]		[5649]	[5799]			
211. Title II-Teacher Quality	4932	[4357] 70,777	[4358]		[4359]	[4360]			
212. Goals 2000	4945	[4770]	[4771]		[4772]	[4796]			
213. Goals 2000 - Leadership	4946	[4193]	[4194]		[4195]	[4196]			
214. Department of Rehabilitation Services	4950	[4785]	[4786]		[4787]	[4801]			
215. Federal Charter Schools	4960	[4128]	[4129]		[4130]	[4131]			
216. School Renovation	4980	[4361]	[4362]		[4363]	[4364]			
217. IDEA Part B-Supplemental Activities	4981	[4365]	[4366]		[4367]	[4368]			
218. School Renovation-Technology	4982	[4369]	[4370]		[4371]	[4372]			
219. Federal Emergency Management Aid (FEMA/IEMA)	4990	[5258]	[5439]		[5651]	[5801]			
220. Medicaid Matching Funds - Administrative Outreach	4991	[4297]	[4298]		[4299]	[4300]			
221. Medicaid Matching Funds - Fee-For-Service Program	4992	[4301]	[4385]		[4386]	[4387]			
222. Other Restricted Revenue From Federal Sources (Attach Itemization)	4999	[4791]	[4792]		[4794]	[4803] 1,750	[4804]		
223. TOTAL RESTRICTED GRANTS-IN-AID RECEIVED FROM FEDERAL GOVT. THRU THE STATE *		[5259] 572,596	[5440] 0		[5652] 0	[5802] 1,750	0		
224. TOTAL RECEIPTS/REVENUE FROM FEDERAL SOURCES **		[5265] 572,596	[5446] 0	[4373] 0	[5658] 0	[5808] 1,750	[5853] 0	[4374] 0	[4375] 0
225. TOTAL DIRECT RECEIPTS/REVENUE (Total of Lines 83, 87, 147, 224)		[5266] 11,848,899	[5447] 811,524	[5491] 1,285,500	[5659] 649,171	[5809] 235,250	[5854] 1,768,000	[5885] 153,971	[5923] 0

* Total of Lines 167, 174, 184, 190, 197, 204-222

** Total of Lines 150, 160, 223

(90)
Fire Prevention &
Safety



[4807]

0

[5961]

0

[5962]

139,472

ESTIMATED RECEIPTS/REVENUES

Description	Acct No	(10) Educational	(20) Operations & Maintenance	(30) Bond & Interest	(40) Transportation	(50) Municipal Retirement/ Social Security	(60) Site & Construction/ Capital Improvement	(70) Working Cash	(80) Rent
OTHER FINANCING SOURCES	7000								
226. Permanent Transfer from Working Cash Fund - Abolishment (Section 20-8)	7110	[259]							
227. Permanent Transfer from Working Cash Fund - Interest (Section 20-5)	7120	[260]	[371]	[3429]	[2701]	[3431]	[3432]		[3434]
228. Permanent Transfer (Section 17-2A)	7130	[4951]	[4952]		[4953]				
229. Permanent Transfer of Interest (Section 10-22.44)	7140	[2696]	[2697]	[2699]	[2702]	[2705]	[2708]	[2711]	[2715]
230. Permanent Transfer from Site and Construction Fund (Section 10-22.14)	7150		[3100]	[3101]					
231. Permanent Transfer of Excess Accum. Fire Prev. and Safety Tax Proceeds and Int. Earnings *	7160 7170		[3637]	[3638]					
232. Permanent Transfer from Working Cash Fund - Abatement (Section 20-9)	7180	[4954]	[4955]	[4956]	[4957]	[4958]			[4959]
		2,723,000	100,000		100,000	92,000			
SALE OF BONDS	7200								
233. Principal on Bonds Sold (Amount of Original Issue)	7210	(1)	(1)	(2)	(1)		(3)	[590]	
								3,000,000	
234. Premium on Bonds Sold	7220	[263]	[3018]	[439]	[3023]		[558]	[591]	
235. Accrued Interest on Bonds Sold	7230	[264]	[3019]	[440]	[3024]		[559]	[592]	
236. Sale or Compensation for Fixed Assets (Section 2-3.12 and 17-2.11)	7300 **	[3469]	[3470]	[4156]	[3471]	[3472]	[3473]		[3475]
237. School Technology Revolving Loan Program (STRLP)	7500	[4157]	[4158]						
238. Other Sources (Attach Itemization)	7900	[3167]	[3173]	[3212]	[3190]	[3196]	[3234]	[3255]	[3218]
239. TOTAL DIRECT RECEIPTS/REVENUES AND OTHER FINANCING SOURCES	***	14,571,899	911,524	1,285,500	749,171	327,250	1,768,000	3,153,971	0

* Requires the secretary of the school board to notify the county clerk (within 30 days of the transfer approval) to abate an equal amount of taxes to be next extended. See Sec. 10-22.14 & 17-2.11.

Note: (1) Funding Bonds or Tort Immunity Bonds
 (2) Refunding Bonds Only
 (3) Building Bonds
 (4) Fire Prevention and Safety

** The proceeds from the sale of school sites, buildings, or other real estate shall be used first to pay the principal and interest on any outstanding bonds on the property being sold, and after all such bonds have been retired, the remaining proceeds from the sale next shall be used by the school board to meet any urgent district needs as determined under Sections 2-3.12 and 17-2.11 of the School Code. Once these issues have been addressed, any remaining proceeds may be used for any other authorized purpose and for deposit into any district fund.

*** Total of Lines 225, 226-239.

(90) Fire Prevention & Safety
[3516]
[3517]
[4960]
(4)
[3519]
[3520]
[3521]
[3522]
139,472

PART II - ESTIMATED DISBURSEMENTS/EXPENDITURES

Description	Funct No	(1) Salaries	(2) Employee Benefits	(3) Purchased Services	(4) Supplies & Materials	(5) Capital Outlay	(6) Other Objects	(7) Transfers	(8) Tuition
EDUCATIONAL FUND (10)									
INSTRUCTION	1000								
1. Regular Programs	1100	[644] 5,590,918	[702] 1,479,980	[760] 34,370	[818] 247,427	[876] 62,687	[934]		[1002]
2. Special Education Programs (Total of Function No 1200-1220)	1200	[3305] 804,132	[3307] 394,429	[3309] 35,200	[3311] 4,500	[3313] 3,500	[3315]		[3317]
3. Educationally Deprived/Remedial Programs	1250	[2994]	[2995]	[2996]	[2997]	[2998]	[2999]		[3000]
4. Adult/Continuing Education Programs	1300	[655]	[713]	[771]	[829]	[887]	[945]		[1013]
5. Vocational Programs	1400	[656]	[714]	[772]	[830]	[888]	[946]		[1014]
6. Interscholastic Programs	1500	[657]	[715]	[773] 3,500	[831]	[889]	[947]		[1015]
7. Summer School Programs	1600	[658]	[716]	[774]	[832]	[890]	[948]		[1016]
8. Gifted Programs	1650	[645]	[703] 194	[761]	[819]	[877]	[935]		[1003]
9. Bilingual Programs	1800	[651]	[709]	[767]	[825]	[883]	[941]		[1009]
10. Truant Alternative & Optional Programs	1900	[3306]	[3308]	[3310]	[3312]	[3314]	[3316]		[3318]
11. TOTAL INSTRUCTION		[659] 6,395,050	[717] 1,874,603	[775] 73,070	[833] 251,927	[891] 66,187	[949] 0		*[1017] 0
SUPPORT SERVICES	2000								
SUPPORT SERVICES - PUPILS	2100								
12. Attendance & Social Work Services	2110	[660] 189,684	[718] 65,376	[776]	[834]	[892]	[950]		
13. Guidance Services	2120	[661] 5,429	[719]	[777]	[835]	[893]	[951]		
14. Health Services	2130	[662] 99,466	[720] 55,904	[778] 18,000	[836]	[894]	[952]		
15. Psychological Services	2140	[663] 84,617	[721] 17,257	[779]	[837] 3,000	[895]	[953]		

NOTE: (1) Only tuition payments made to private facilities. See Function 4100 for estimated public facility disbursements/expenditures.

(9) Total
[1032]
7,415,382
[3319]
1,241,761
[3001]
0
[1043]
0
[1044]
0
[1045]
3,500
[1046]
0
[1033]
194
[1039]
0
[3320]
0
[1047]
8,660,837
[1048]
255,060
[1049]
5,429
[1050]
173,370
[1051]
104,874

ESTIMATED DISBURSEMENTS/EXPENDITURES

Description	Funct No	(1) Salaries	(2) Employee Benefits	(3) Purchased Services	(4) Supplies & Materials	(5) Capital Outlay	(6) Other Objects	(7) Transfers	(8) Tuition
(Fund 10 Continued)		[664]	[722]	[780]	[838]	[896]	[954]		
16. Speech Pathology & Audiology Services	2150	186,474	38,976	22,000	3,000				
17. Other Support Services - Pupils (Attach Itemization)	2190	[665] 45,000	[723]	[781]	[839]	[897]	[955]		
18. TOTAL SUPPORT SERVICES - PUPILS		[666] 610,670	[724] 177,513	[782] 40,000	[840] 6,000	[898] 0	[956] 0		
SUPPORT SERVICES - INSTRUCTIONAL STAFF	2200								
19. Improvement of Instruction Services	2210	[667] 5,690	[725]	[783] 22,750	[841] 2,266	[899]	[957]		
20. Educational Media Services	2220	[668] 386,121	[726] 97,184	[784]	[842] 17,814	[900]	[958]		
21. Assessment & Testing	2230	[669] 5,000	[727]	[785] 13,000	[843]	[901]	[959]		
22. TOTAL SUPPORT SERVICES - INSTRUCTIONAL STAFF		[670] 396,811	[728] 97,184	[786] 35,750	[844] 20,080	[902] 0	[960] 0		
SUPPORT SERVICES - GENERAL ADMINISTRATION	2300								
23. Board of Education Services	2310	[671]	[729]	[787] 48,600	[845]	[903]	[961] 7,700		
24. Executive Administration Services	2320	[672] 128,571	[730] 8,250	[788] 7,800	[846] 2,000	[904] 1,000	[962] 3,200		
25. Special Area Administration Services	2330	[2657] 61,155	[2658] 500	[2659]	[2660] 500	[2661]	[2662]		
26. TOTAL SUPPORT SERVICES GENERAL ADMINISTRATION		[673] 189,726	[731] 8,750	[789] 56,400	[847] 2,500	[905] 1,000	[963] 10,900		
SUPPORT SERVICES - SCHOOL ADMINISTRATION	2400								
27. Office of the Principal Services	2410	[674] 579,790	[732] 143,298	[790] 4,700	[848] 6,868	[906] 587	[964] 2,650		
28. Other Support Services - School Administration (Attach Itemization)	2490	[675]	[733]	[791]	[849]	[907]	[965]		
29. TOTAL SUPPORT SERVICES - SCHOOL ADMINISTRATION		[676] 579,790	[734] 143,298	[792] 4,700	[850] 6,868	[908] 587	[966] 2,650		

(9) Total
[1052] 250,450
[1053] 45,000
[1054] 834,183
[1055] 30,706
[1056] 501,119
[1057] 18,000
[1058] 549,825
[1059] 56,300
[1060] 150,821
[2663] 62,155
[1061] 269,276
[1062] 737,893
[1063] 0
[1064] 737,893

ESTIMATED DISBURSEMENTS/EXPENDITURES

Description	Funct No	(1) Salaries	(2) Employee Benefits	(3) Purchased Services	(4) Supplies & Materials	(5) Capital Outlay	(6) Other Objects	(7) Transfers	(8) Tuition
(Fund 10 Continued)									
30. Direction of Business Support Services	2510	[677] 46,800	[735]	[793]	[851] 1,500	[909] 700	[967]		
31. Fiscal Services	2520	[678] 90,909	[736] 79,785	[794] 78,000	[852]	[910] 5,000	[968]		
32. Operation & Maintenance of Plant Services	2540	[679]	[737] 68,205	[795] 700	[853] 250	[911]	[969]		
33. Pupil Transportation Services	2550	[680]	[738]	[796] 14,600	[854]	[912]	[970]		
34. Food Services	2560	[681] 6,558	[739]	[797] 37,002	[855] 17,940	[913]	[971]		
35. Internal Services	2570	[682]	[740]	[798] 83,000	[856]	[914]	[972]		
36. TOTAL SUPPORT SERVICES - BUSINESS		[684] 144,267	[742] 147,990	[800] 213,302	[858] 19,690	[916] 5,700	[974] 0		
SUPPORT SERVICES - CENTRAL	2600								
37. Direction of Central Support Services	2610	[685]	[743]	[801]	[859]	[917]	[975]		
38. Planning, Research, Development & Evaluation Services	2620	[686]	[744]	[802]	[860]	[918]	[976]		
39. Information Services	2630	[687]	[745]	[803]	[861]	[919]	[977]		
40. Staff Services	2640	[688]	[746]	[804]	[862]	[920]	[978]		
41. Data Processing Services	2660	[690]	[748]	[806]	[864]	[922]	[980]		
42. TOTAL SUPPORT SERVICES CENTRAL		[692] 0	[750] 0	[808] 0	[866] 0	[924] 0	[982] 0		
43. OTHER SUPPORT SERVICES (Attach Itemization)	2900	[693]	[751]	[809]	[867]	[925]	[983]		
44. TOTAL SUPPORT SERVICES	*	[694] 1,921,264	[752] 574,735	[810] 350,152	[868] 55,138	[926] 7,287	[984] 13,550		
45. COMMUNITY SERVICES	3000	[695] 8,800	[753]	[811] 24,716	[869]	[927] 6,143	[985]		[3107]
NONPROGRAMMED CHARGES	4000								
PAYMENTS TO OTHER GOVT. UNITS (IN-STATE)	4100								
46. Payments for Regular Programs	4110			[2888] 5,500			[2894] 37,711	[2900]	[2906]

*Total of Lines 18, 22, 26, 29, 36, 42, 43

(9) Total
[1065] 49,000
[1066] 253,694
[1067] 69,155
[1068] 14,600
[1069] 61,500
[1070] 83,000
[1072] 530,949
[1073] 0
[1074] 0
[1075] 0
[1076] 0
[1078] 0
[1080] 0
[1081] 0
[1082] 2,922,126
[1083] 39,659
[2912] 43,211

69. TOTAL DIRECT DISBURSEMENTS/EXPENDITURES AND OTHER FINANCING USES **	8,325,114	2,449,338	2,116,899	307,065	79,617	311,963	0	0	0

* Total of Lines 11, 44, 45, 54, 63, 64

** Total of Lines 65, 66, 67, 68

(9) Total
[2913] 1,663,461
[2914] 0
[2915] 0
[2916] 0
[2917] 0
[2027] 1,706,672
[2028] 0
[1084] 1,706,672
[1085] 0
[1086] 85,000
[1087] 0
[2734] 0
[2735] 0
[1088] 0
[4109] 85,000
[4137] 0
[1090] 85,000
175,702
[1091] 13,589,996
[4961] 0
[2733] 0
[3169]

0

13.589.996

ESTIMATED DISBURSEMENTS/EXPENDITURES

Description	Funct No	(1) Salaries	(2) Employee Benefits	(3) Purchased Services	(4) Supplies & Materials	(5) Capital Outlay	(6) Other Objects	(7) Transfers	(8) Tuition
OPERATIONS AND MAINTENANCE FUND (20)									
SUPPORT SERVICES	2000								
SUPPORT SERVICES - PUPILS	2100								
1. Other Support Services - Pupils (Attach Itemization)	2190	[4013]	[4014]	[4015]	[4016]	[4017]	[4018]		
SUPPORT SERVICES - BUSINESS	2500								
2. Direction of Business Support Services	2510	[1158]	[1166]	[1174]	[1182]	[1190]	[1199]		
3. Facilities Acquisition & Construction Services	2530	[1159]	[1167]	[1175]	[1183]	[1191]	[1200]		
4. Operation & Maintenance of Plant Services	2540	[1160]	[1168]	[1176]	[1184]	[1192]	[1201]		
5. Pupil Transportation Services	2550	[3421]	[3422]	[3423]	[3424]	[3425]	[3426]		
6. Food Services	2560					[1193]			
7. TOTAL SUPPORT SERVICES - BUSINESS		[1162]	[1170]	[1178]	[1186]	[1195]	[1203]		
		351,554	72,000	425,373	9,000	10,000	0		
8. OTHER SUPPORT SERVICES - (Attach Itemization)	2900	[1163]	[1171]	[1179]	[1187]	[1196]	[1204]		
9. TOTAL SUPPORT SERVICES	*	[1164]	[1172]	[1180]	[1188]	[1197]	[1205]		
		351,554	72,000	425,373	9,000	10,000	0		
10. COMMUNITY SERVICES	3000	[2736]	[2737]	[2738]	[2739]	[2740]	[2741]		
NONPROGRAMMED CHARGES	4000								
PAYMENTS TO OTHER GOVT. UNITS (IN-STATE)	4100								
11. Payments for Special Education Programs	4120			[4138]			[2918]	[2921]	
12. Payments for Vocational Education Program	4140			[4139]			[2919]	[2922]	
13. Other Payments to In-State Govt. Units (Attach Itemization)	4190			[4140]			[2920]	[2923]	
14. TOTAL PAYMENTS TO OTHER GOVT. UNITS (IN-STATE)				[4141]			[2030]	[2924]	
				0			0	0	
15. PAYMENTS TO OTHER GOVT. UNITS (OUT OF STATE)	4200						[2031]	[3002]	
16. TOTAL NONPROGRAMMED CHARGES	**			[4142]			[1206]	[2743]	
				0			0	0	

* Total of Lines 1, 7, 8

** Total of Lines 14 & 15

(9) Total
[4019]
0
[1213]
0
[1214]
0
[1215]
867,927
[3427]
0
[1216]
0
[1218]
867,927
[1219]
0
[1220]
867,927
[2744]
0
[2925]
0
[2926]
0
[2927]
0
[2032]
0
[2033]
0
[1221]
0

ESTIMATED DISBURSEMENTS/EXPENDITURES

Description	Funct No	(1) Salaries	(2) Employee Benefits	(3) Purchased Services	(4) Supplies & Materials	(5) Capital Outlay	(6) Other Objects	(7) Transfers	(8) Tuition
(Fund 20 Continued)									
DEBT SERVICES - INTEREST	5100								
17. Tax Anticipation Warrants	5110						[1207]		
18. Tax Anticipation Notes	5120						[1208]		
19. Corporate Personal Property Replacement Tax Anticipation Notes	5150						[2746]		
20. State Aid Anticipation Certificates	5160						[2747]		
21. Other (Attach Itemization)	5190						[1209]		
22. TOTAL DEBT SERVICES - INTEREST							[4089]		
							0		
23. Debt Services - Lease/Purchase Principal Retired (GAAP Only)	5300						[4143]		
24. TOTAL DEBT SERVICES	*						[1211]		
							0		
25. PROVISION FOR CONTINGENCIES	6000								
26. TOTAL DIRECT DISBURSEMENTS/ EXPENDITURES	**	[1165]	[1173]	[1181]	[1189]	[1198]	[1212]	[2748]	
		351,554	72,000	425,373	9,000	10,000	0	0	
OTHER FINANCING USES	8000								
27. Permanent Transfer (17-2A)	8130								
28. Permanent Transfer of Interest (Section 10-22.44)	8140								
29. Other Uses (Attach Itemization)	8190								
30. TOTAL DIRECT DISBURSEMENTS/EXPENDITURES AND OTHER FINANCING USES	***	351,554	72,000	425,373	9,000	10,000	0	0	

* Total of Lines 22 & 23
 ** Total of Lines 9, 10, 16, 24, 25
 *** Total of Lines 26-29

(9) Total
[1222] 0
[1223] 0
[2749] 0
[2750] 0
[1224] 0
[4090] 0
[4144] 0
[1226] 0
0
[1227] 867,927
[4962] 0
[2745] 0
[3175] 0
867,927

ESTIMATED DISBURSEMENTS/EXPENDITURES

Description	Funct No	(1) Salaries	(2) Employee Benefits	(3) Purchased Services	(4) Supplies & Materials	(5) Capital Outlay	(6) Other Objects	(7) Transfers	(8) Tuition
BOND & INTEREST FUND (30)									
NONPROGRAMMED CHARGES	4000								
1. Payments to Other Govt. Units (In-State)	4100							[2753]	
2. TOTAL NONPROGRAMMED CHARGES								[1258]	
								0	
DEBT SERVICES	5000								
DEBT SERVICES - INTEREST	5100								
3. Tax Anticipation Warrants	5110						[1249]		
4. Tax Anticipation Notes	5120						[1250]		
5. Bonds	5140						[1251]		
							479,000		
6. Corporate Personal Property Replacement Tax Anticipation Notes	5150						[2751]		
7. State Aid Anticipation Certificates	5160						[2752]		
8. Other - (Attach Itemization)	5190						[1252]		
9. TOTAL DEBT SERVICES - INTEREST							[1253]		
							479,000		
10. Debt Services - Bond Principal Retired	5200						[1254]		
							700,000		
11. Debt Services - Other (Attach Itemization)	5900			[1246]			[1255]	[1259]	
12. TOTAL DEBT SERVICES (Total of Lines 9,10,11)				[1247]			[1256]	[1260]	
				0			1,179,000	0	
13. PROVISION FOR CONTINGENCIES	6000								
14. TOTAL DIRECT DISBURSEMENTS/EXPENDITURES *				[1248]			[1257]	[1261]	
				0			1,179,000	0	
OTHE FINANCING USES	8000								
15. Permanent Transfer of Interest (Section 10-22.44)	8140								
16. Other Uses (Attach Itemization)	8190								
17. Total Direct Disbursements/Expenditures and Other Financing Uses	**			0			1,179,000	0	

* Total of Lines 2, 12, 13

** Total of 14-16

(9) Total
[2755]
0
[1262]
0
[1263]
0
[1264]
0
[1265]
479,000
[2757]
0
[2758]
0
[1266]
0
[1267]
479,000
[1268]
700,000
[1269]
0
[1270]
1,179,000
[1271]
1,179,000
[2756]
0
[3214]
0
1,179,000

ESTIMATED DISBURSEMENTS/EXPENDITURES

Description	Funct No	(1) Salaries	(2) Employee Benefits	(3) Purchased Services	(4) Supplies & Materials	(5) Capital Outlay	(6) Other Objects	(7) Transfers	(8) Tuition
TRANSPORTATION FUND (40)									
SUPPORT SERVICES	2000								
SUPPORT SERVICES - PUPIL	2100								
1. Other Support Services - Pupils (Attach Itemization)	2190	[4020]	[4021]	[4022]	[4023]	[4024]	[4025]		
SUPPORT SERVICES - BUSINESS	2500								
2. Pupil Transportation Services	2550	[1274]	[1280]	[1286]	[1293]	[1299]	[1305]		
		27,389		690,845					
3. Other Support Services (Attach Itemization)	2900	[1277]	[1283]	[1289]	[1296]	[1302]	[1308]		
4. TOTAL SUPPORT SERVICES	*	[1278]	[1284]	[1290]	[1297]	[1303]	[1309]		
		27,389	0	690,845	0	0	0		
5. COMMUNITY SERVICES	3000	[2759]	[2760]	[2761]	[2764]	[2765]	[2766]		
NONPROGRAMMED CHARGES									
PAYMENTS TO OTHER GOVT. UNITS (IN STATE)	4100								
6. Payments for Regular Program	4110			[2928]			[2934]	[4145]	
7. Payments for Special Education Programs	4120			[2929]			[2935]	[4146]	
8. Payments for Adult/Continuing Education Programs	4130			[2930]			[2936]	[4147]	
9. Payments for Vocational Education Programs	4140			[2931]			[2937]	[4148]	
10. Payments for Community College Programs	4170			[2932]			[2938]	[4100]	
11. Other Payments to In-State Govt. Units (Attach Itemization)	4190			[2933]			[2939]	[4101]	
12. TOTAL PAYMENTS TO OTHER GOVT. UNITS (IN-STATE)				[2762]			[2767]	[4102]	
				0			0	0	
13. Payments to Other Govt. Units (Out-of-State)	4200			[2763]			[2768]	[2773]	
14. TOTAL NONPROGRAMMED CHARGES	**			[1291]			[2769]	[2016]	
				0			0	0	

* Total of Lines 1, 2, 3

** Total of Lines 12, 13

(9) Total
[4026] 0
[1316] 718,234
[1319] 0
[1320] 718,234
[2775] 0
[2946] 0
[2947] 0
[2948] 0
[2949] 0
[2950] 0
[2951] 0
[2776] 0
[2778] 0
[1321] 0

ESTIMATED DISBURSEMENTS/EXPENDITURES

Description	Funct No	(1) Salaries	(2) Employee Benefits	(3) Purchased Services	(4) Supplies & Materials	(5) Capital Outlay	(6) Other Objects	(7) Transfers	(8) Tuition
(Fund 40 Continued)									
DEBT SERVICES - INTEREST	5100								
15. Tax Anticipation Warrants	5110						[1310]		
16. Tax Anticipation Notes	5120						[1311]		
17. Corporate Personal Property Replacement Tax Anticipation Notes	5150						[2770]		
18. State Aid Anticipation Certificates	5160						[2771]		
19. Other (Attach Itemization)	5190						[1312]		
20. TOTAL DEBT SERVICES - INTEREST							[4095]		
							0		
21. Debt Services - Lease/Purchase Principal Retired (GAAP Basis Only)	5300						[4149]		
22. TOTAL DEBT SERVICES							[1314]		
							0		
23. PROVISION FOR CONTINGENCIES	6000								
24. TOTAL DIRECT DISBURSEMENTS/EXPENDITURES	*	[1279]	[1285]	[1292]	[1298]	[1304]	[1315]	[2017]	
		27,389	0	690,845	0	0	0	0	
OTHER FINANCING USES	8000								
25. Permanent Transfer (Section 17-2A)	8130								
26. Permanent Transfer of Interest (Section 10-22.44)	8140								
27. Other Uses (Attach Itemization)	8190								
28. TOTAL DIRECT DISBURSEMENT/EXPENDITURES AND OTHER FINANCING USES	**	27,389	0	690,845	0	0	0	0	

* Total of Lines 4, 5, 14, 22, 23

** Total of Lines 24-27

(9) Total
[1322]
0
[1323]
0
[2780]
0
[2781]
0
[1324]
0
[4096]
0
[4150]
0
[1326]
0
0
[1327]
718,234
[4963]
0
[2779]
0
[3192]
0
718,234

19. Improvement of Instruction Services	2210		[1357]						
---	------	--	--------	--	--	--	--	--	--

(9) Total
[3329]
243,282
[3330]
0
[3004]
0
[1409]
0
[1410]
0
[1411]
0
[1412]
0
[1399]
0
[1405]
0
[3331]
0
[1413]
243,282
[1414]
0
[1415]
0
[1416]
0
[1417]
0
[1418]
0
[1419]
0
[1420]
0

[REDACTED]
[1421]
0

ESTIMATED DISBURSEMENTS/EXPENDITURES

Description	Funct No	(1) Salaries	(2) Employee Benefits	(3) Purchased Services	(4) Supplies & Materials	(5) Capital Outlay	(6) Other Objects	(7) Transfers	(8) Tuition
(Fund 50 Continued)			[1358]						
20. Educational Media Services	2220		[1358]						
21. Assessment & Testing	2230		[1359]						
22. TOTAL SUPPORT SERVICES - INSTRUCTIONAL STAFF			[1360]						
SUPPORT SERVICES - GENERAL ADMINISTRATION	2300		0						
23. Board of Education Services	2310		[1361]						
24. Executive Administration Services	2320		[1362]						
25. Special Area Administrative Services	2330		[2664]						
26. TOTAL SUPPORT SERVICES - GENERAL ADMINISTRATION			[1363]						
SUPPORT SERVICES - SCHOOL ADMINISTRATION	2400		0						
27. Office of the Principal Services	2410		[1364]						
28. Other Support Services - School Administration (Attach Itemization)	2490		[1365]						
29. TOTAL SUPPORT SERVICES - SCHOOL ADMINISTRATION			[1366]						
SUPPORT SERVICES - BUSINESS	2500		0						
30. Direction of Business Support Services	2510		[1367]						
31. Fiscal Services	2520		[1368]						
32. Facilities Acquisition & Construction Services	2530		[1369]						
33. Operation & Maintenance of Plant Service	2540		[1370]						
34. Pupil Transportation Services	2550		[1371]						
35. Food Services	2560		[1372]						
36. Internal Services	2570		[1373]						
37. TOTAL SUPPORT SERVICES - BUSINESS			[1375]						
SUPPORT SERVICES - CENTRAL	2600		0						
38. Direction of Central Support Services	2610		[1376]						

39. Planning, Research, Development & Evaluation Evaluation	2620		[1377]						
--	------	--	--------	--	--	--	--	--	--

(9) Total
[1422] 0
[1423] 0
[1424] 0
[1425] 0
[1426] 0
[2665] 0
[1427] 0
[1428] 0
[1429] 0
[1430] 0
[1431] 0
[1432] 0
[1433] 0
[1434] 0
[1435] 0
[1436] 0
[1437] 0
[1439] 0
[1440]

0
[1441]
0

ESTIMATED DISBURSEMENTS/EXPENDITURES

Description	Funct No	(1) Salaries	(2) Employee Benefits	(3) Purchased Services	(4) Supplies & Materials	(5) Capital Outlay	(6) Other Objects	(7) Transfers	(8) Tuition
(Fund 50 Continued)			[1378]						
40. Information Services	2630								
41. Staff Services	2640		[1379]						
42. Data Processing Services	2660		[1381]						
43. TOTAL SUPPORT SERVICES - CENTRAL			[1383] 0						
44. OTHER SUPPORT SERVICES (Attach Itemization)	2900		[1384]						
45. TOTAL SUPPORT SERVICES	*		[1385] 0						
46. COMMUNITY SERVICES	3000		[1386]						
NONPROGRAMMED CHARGED	4000								
47. Payments for Special Education Programs	4120		[3660]						
48. Payments for Vocational Education Programs	4140		[4104]						
49. TOTAL NONPROGRAMMED CHARGES			[3661] 0						
DEBT SERVICES	5000								
DEBT SERVICES - INTEREST	5100								
50. Tax Anticipation Warrants	5110						[1388]		
51. Tax Anticipation Notes	5120						[1389]		
52. Corporate Personal Property Replacement Tax Anticipation Notes	5150						[2782]		
53. State Aid Anticipation Certificates	5160						[2783]		
54. Other (Attach Itemization)	5190						[1390]		
55. TOTAL DEBT SERVICES - INTEREST							[1391] 0		
56. PROVISION FOR CONTINGENCIES	6000								
57. TOTAL DISBURSEMENTS/EXPENDITURES	**		[1387] 243,282				[1393] 0		
OTHER FINANCING USES	8000								
58. Permanent Transfer of Interest (Section 10-22.44)	8140 ***								
59. TOTAL DIRECT DISBURSEMENTS/EXPENDITURES AND OTHER FINANCING USES	****		243,282				0	0	

* Total of Lines 18, 22, 26, 29, 37, 43, 44

** Total of Lines 11, 45, 46, 49, 55, 56

*** The School Code, Section 10-22.44 prohibits the transfer of interest earned on the investment of "any funds for purposes of Illinois Municipal Retirement under the Pension Code." This prohibition does not include funds for Social Security and Medicare-only purposes.

**** Total of Lines 57-58

(9) Total
[1442] 0
[1443] 0
[1445] 0
[1447] 0
[1448] 0
[1449] 0
[1450] 0
[3662] 0
[4105] 0
[3663] 0
[1451] 0
[1452] 0
[2784] 0
[2785] 0
[1453] 0
[1454] 0
[1456] 243,282
[3198] 0
243,282

ESTIMATED DISBURSEMENTS/EXPENDITURES

Description	Funct No	(1) Salaries	(2) Employee Benefits	(3) Purchased Services	(4) Supplies & Materials	(5) Capital Outlay	(6) Other Objects	(7) Transfers	(8) Tuition
SITE & CONSTRUCTION/CAPITAL IMPROVEMENTS (60)									
SUPPORT SERVICES	2000								
SUPPORT SERVICES - BUSINESS	2500								
1. Facilities Acquisition & Construction Services	2530	[1458]	[1464]	[1470]	[1476]	[1482]	[1488]		
				369,000					
2. TOTAL SUPPORT SERVICES - BUSINESS		[1460]	[1466]	[1472]	[1478]	[1484]	[1490]		
		0	0	369,000	0	0	0		
3. Other Support Services (Attach Itemization)	2900	[1461]	[1467]	[1473]	[1479]	[1485]	[1491]		
4. TOTAL SUPPORT SERVICES		[1462]	[1468]	[1474]	[1480]	[1486]	[1492]		
		0	0	369,000	0	0	0		
NONPROGRAMMED CHARGES									
PAYMENTS TO OTHER GOVERNMENTAL UNITS (IN-STATE)	4100								
5. Payment for Special Education Programs	4120							[4035]	
6. Payment for Vocational Education Programs	4140							[4036]	
7. Other Payments to In-State Governmental Units (Attach Itemization)	4190							[3655]	
8. TOTAL PAYMENTS TO OTHER GOVERNMENTAL UNITS (IN-STATE)								[4037]	
								0	
9. Payments to Other Governmental Units (Out-of-State)	4200							[2037]	
10. TOTAL NONPROGRAMMED CHARGES **								[2038]	
								0	
11. Provision for Contingencies	6000								
12. TOTAL DISBURSEMENTS/EXPENDITURES *	*	[1463]	[1469]	[1475]	[1481]	[1487]	[1493]	[2070]	
		0	0	369,000	0	0	0	0	
OTHER FINANCING USES									
13. Permanent Transfer of Interest (Section 10-22.44)	8140								
14. Permanent Transfer from Site and Const./ Capital Impr. Fund (Section 10-22.44)	8150								
15. Other Uses (Attach Itemization)	8190								
16. TOTAL DIRECT DISBURSEMENTS/EXPENDITURES AND OTHER FINANCING USES **	**	0	0	369,000	0	0	0	0	

* Total Lines 4, 10, 11

** Total Lines 12-15

(9) Total
[1494]
369,000
[1496]
369,000
[1497]
0
[1498]
369,000
[4038]
0
[4039]
0
[3656]
0
[4040]
0
[2040]
0
[2041]
0
0
[1499]
369,000
[2787]
0
[3109]
0
[3236]
0
369,000

ESTIMATED DISBURSEMENTS/EXPENDITURES

Description	Funct No	(1) Salaries	(2) Employee Benefits	(3) Purchased Services	(4) Supplies & Materials	(5) Capital Outlay	(6) Other Objects	(7) Transfers	(8) Tuition
WORKING CASH FUND (70)									
OTHER FINANCING USES	8000								
1. Permanent Transfer of Working Cash Fund - Abolishment (Section 20-8)	8110								
2. Permanent Transfer of Working Cash Fund - Interest (Section 20-5)	8120							15000	
3. Permanent Transfer of Working Cash Fund - Abatement (Section 20-9)	8180							3000000	
4. TOTAL OTHER FINANCING USES								3015000	

RENT FUND (80)									
DEBT SERVICE	5000								
1. Corporate Personal Property Replacement Tax Anticipation Notes	5150						[3381]		
2. State Aid Anticipation Certificates	5160						[3382]		
3. Debt Service - Other (Attach Itemization)	5900			[1507]			[1510]	[4151]	
4. TOTAL DEBT SERVICE				[1508]			[1511]	[4152]	
5. TOTAL DISBURSEMENTS/ EXPENDITURES				0			0	0	
OTHER FINANCING USES	8000								
6. Permanent Transfer of Interest Section 10-22.44)	8140								
7. Other Uses (Attach Itemization)	8190								
8. TOTAL DIRECT DISBURSEMENTS/EXPENDITURES AND OTHER FINANCING USES	*			0			0	0	

* Total of Lines 5-7

(9) Total
[2044] 0
[2045] 15000
[4964] 3000000
[3257] 3,015,000

[3383] 0
[3384] 0
[1513] 0
[1514] 0
[1515] 0
[2791] 0
[3220] 0
0

ESTIMATED DISBURSEMENTS/EXPENDITURES

Description		Funct No	(1) Salaries	(2) Employee Benefits	(3) Purchased Services	(4) Supplies & Materials	(5) Capital Outlay	(6) Other Objects	(7) Transfers	(8) Tuition
FIRE PREVENTION & SAFETY FUND (90)										
SUPPORT SERVICES		2000								
SUPPORT SERVICES - BUSINESS		2500								
1.	Facilities Acquisition & Construction Services	2530	[3556]	[3563]	[3570]	[3577]	[3584]	[3591]		
					137,792					
2.	Operation & Maintenance of Plant Service	2540	[3557]	[3564]	[3571]	[3578]	[3585]	[3592]		
3.	TOTAL SUPPORT SERVICES - BUSINESS		[3558]	[3565]	[3572]	[3579]	[3586]	[3593]		
			0	0	137,792	0	0	0		
4.	Other Support Services (Attach Itemization)	2900	[3559]	[3566]	[3573]	[3580]	[3587]	[3594]		
5.	TOTAL SUPPORT SERVICES	*	[3560]	[3567]	[3574]	[3581]	[3588]	[3595]		
			0	0	137,792	0	0	0		
NONPROGRAMMED CHARGES		4000								
6.	Other Payments to In-State Governmental Units (Attach Itemization)	4190							[3601]	
7.	TOTAL NONPROGRAMMED CHARGES								[3602]	
									0	
DEBT SERVICES		5000								
DEBT SERVICES - INTEREST		5100								
8.	Tax Anticipation Warrants	5110						[3596]		
9.	TOTAL DEBT SERVICES - INTEREST							[3597]		
								0		
10.	PROVISION FOR CONTINGENCIES	6000								
11.	TOTAL DISBURSEMENTS/EXPENDITURES	**	[3561]	[3568]	[3575]	[3582]	[3589]	[3599]	[3603]	
			0	0	137,792	0	0	0	0	
OTHER FINANCING USES		8000								
12.	Permanent Transfer of Excess Accum. Fire Prev. & Safety Proceeds & Int. Earnings ***	8160 8170								
13.	TOTAL DIRECT DISBURSEMENTS/EXPENDITURES AND OTHER FINANCING USES	****								
			0	0	137,792	0	0	0	0	

* Total of Lines 3, 4

** Total of Lines 5, 7, 9, 10

*** See Sec. 10-22.14 and 17-2.11 of the School Code.

**** Total of Lines 11-13

(9) Total
[3607] 137,792
[3608] 0
[3609] 137,792
[3610] 0
[3611] 137,792
[3612] 0
[3613] 0
[3614] 0
[3615] 0
[3617] 137,792
[3641] 0
137,792

Original Budget
 Amended Budget Date: _____

CODE _____ COUNTY Cook
 DISTRICT NAME Lansing Elementary NUMBER _____
 STREET ADDRESS _____
 CITY _____ ZIP CODE _____

PART III - BUDGET SUMMARY

Description	Acct No	(10) Educational	(20) Operations & Maintenance	(30) Bond & Interest	(40) Transportation	(50) Municipal Retirement/ Social Security	(60) Site & Construction/ Capital Improvement	(70) Working Cash	(80) Rent
ESTIMATED FUND BALANCE		[1556]	[1570]	[1584]	[1598]	[1612]	[1626]	[3260]	[1654]
1. July 1, 2003^A		83,315	(38,636)	818,204	(109,917)	37,200		405,756	0
RECEIPTS/REVENUES		[2490]	[2503]	[2569]	[2530]	[2542]	[2594]	[3164]	[2577]
2. Local Receipts	1000	7,608,466	811,524	1,285,500	334,185	233,500	0	153,971	0
3. Flow-Through Receipts/Revenue from One LEA to Another LEA	2000	[3344]	[3345]		[3347]	[3348]			
		0	0		0	0			
4. State Sources	3000	[2492]	[2505]	[2570]	[2532]	[2543]	[2595]	[4950]	[2578]
		3,667,837	0	0	314,986	0	1,768,000	0	0
5. Federal Sources	4000	[2493]	[2506]		[2533]	[2544]	[2596]		
		572,596	0	0	0	1,750	0	0	0
6. TOTAL DIRECT RECEIPTS/REVENUES		[2494]	[2507]	[2571]	[2534]	[2545]	[2597]	[3165]	[2579]
		11,848,899	811,524	1,285,500	649,171	235,250	1,768,000	153,971	0
7. Receipts/Revenues for "On Behalf of" Payments ^B	3998	[4052]	[4053]	[4054]	[4055]	[4056]	[4057]		[4059]
8. TOTAL RECEIPTS/REVENUES		[4061]	[4062]	[4063]	[4064]	[4065]	[4066]	[4067]	[4068]
		11,848,899	811,524	1,285,500	649,171	235,250	1,768,000	153,971	0
DISBURSEMENTS/EXPENDITURES		[2495]				[2546]			
9. Instruction	1000	8,660,837				243,282			
10. Support Services	2000	[2496]	[2508]		[2535]	[2547]	[2598]		
		2,922,126	867,927		718,234	0	369,000		
11. Community Services	3000	[2497]	[2509]		[2536]	[2548]			
		39,659	0		0	0			
12. Nonprogrammed Charges	4000	[2498]	[2510]	[2572]	[2537]	[5971]	[2599]		
		1,706,672	0	0	0	0	0		
13. Debt Services	5000	[2499]	[2511]	[2573]	[2538]	[2550]			[2580]
		85,000	0	1,179,000	0	0			0
14. Provision for Contingencies	6000								
		175,702	0	0	0	0	0		
15. TOTAL DIRECT DISBURSEMENTS/EXPENDITURES		[2500]	[2512]	[2574]	[2539]	[2551]	[2600]		[2581]
		13,589,996	867,927	1,179,000	718,234	243,282	369,000		0
16. Disbursements/Expenditures for "On Behalf of" Payments ^B	4180	[4070]	[4071]	[4114]	[4072]	[4115]	[4073]		[4117]
		0	0	0	0	0	0		0
17. TOTAL DISBURSEMENTS/EXPENDITURES		[4075]	[4076]	[4077]	[4078]	[4079]	[4080]		[4082]
		13,589,996	867,927	1,179,000	718,234	243,282	369,000		0
18. Excess of Direct Receipts/Revenues Over (Under) Direct Disbursements/Expenditures		[2501]	[2513]	[2575]	[2540]	[2552]	[2601]	[3166]	[2582]
		(1,741,097)	(56,403)	106,500	(69,063)	(8,032)	1,399,000	153,971	0

^A Each fund balance should correspond to the fund balance reflected on the books as of June 30th - Balance Sheet Accounts # 703 and # 704 (audit figures, if available).
^B GASB Statement No. 24: Accounting and Financial Reporting for Certain Grants and Other Financial Assistance. The "On-Behalf-Of" Payments should only be reflected on this page (Part III-Budget Summary, Lines 7 and 16).

^B GASB Statement No. 24: Accounting and Financial Reporting for Certain Grants and Other Financial Assistance. The "On-Behalf Of" Payments should only be reflected on this page (Part III-Budget Summary, Lines 7 and 16

(90) Fire Prevention & Safety
[3528] (201,419)
[3508] 139,472
[3509] 0
[3657] 0
[3510] 139,472
[4060]
[4069] 139,472
[3511] 137,792
[3512] 0
[3513] 0
0
[3514] 137,792
[4074] 0
[4083] 137,792
[3515] 1,680

PART III - BUDGET SUMMARY (Continued)

Description	Acct No	(10) Educational	(20) Operations & Maintenance	(30) Bond & Interest	(40) Transportation	(50) Municipal Retirement/ Social Security	(60) Site & Construction/ Capital Improvement	(70) Working Cash	(80) Rent
OTHER FINANCING SOURCES (USES)									
OTHER FINANCING SOURCES	7000								
19. Transfer from Other Funds	7100	2,723,000	100,000	0	100,000	92,000	0	0	0
20. Sale of Bonds	7200	0	0	0	0		0	3,000,000	
21. Sale or Compensation for Loss of Fixed Assets	7300	0	0	0	0	0	0		0
22. School Technology Revolving Loan Program (STRLP)	7500	0	0						
23. Other Sources	7900	0	0	0	0	0	0	0	0
OTHER FINANCING (USES)									
24. Transfer to Other Funds	8100	0	0	0	0	0	0	3015000	0
25. Other Uses	8190	0	0	0	0		0		0
26. TOTAL OTHER FINANCING SOURCES AND USES ^C		2,723,000	100,000	0	100,000	92,000	0	(15,000)	0
27. ESTIMATED FUND BALANCE June 30, 2004 ^D		1,065,218	4,961	924,704	(78,980)	121,168	1,399,000	544,727	0

^C Total of Lines 19-23 minus Lines 24 and 25

^D Total of Lines 1, 18 and 26

PART IV - SUMMARY OF CASH TRANSACTIONS

Description	Acct No	(10) Educational	(20) Operations & Maintenance	(30) Bond & Interest	(40) Transportation	(50) Municipal Retirement/ Social Security	(60) Site & Construction/ Capital Improvement	(70) Working Cash	(80) Rent
1. EST. BALANCE ON HAND JULY 1, 2003 (Cash plus Investments at Cost) ^E	101-5 180	83,315		818,204	0	37,200	0	405,756	
2. TOTAL DIRECT RECEIPTS AND OTHER FINANCING SOURCES ^F		14,571,899	911,524	1,285,500	749,171	327,250	1,768,000	3,153,971	0
Add Other Receipts:	430								
3. Loans from Other Funds									
4. Loans Repayments from Other Funds	150								
5. Corporate Personal Property Tax Replacement Tax Anticipation Notes	406								
6. Tax Anticipation Warrants Issued	407								

^E Cash plus investments must be greater than or equal to zero.

^F For cash basis budgets, this total will equal the Budget Summary - Part III - Total Direct Receipts/Revenue (Line 6) and Other Financing Sources (Lines 19, 20, 21, 22, 23).

^F For cash basis budgets, this total will equal the Budget Summary - Part III - Total Direct Receipts/Revenue (Line 6) and Other Financing Sources (Lines 19, 20, 21, 22, 23).

(90) Fire Prevention & Safety
0
0
0
0
0
0
0
(199,739)

(90) Fire Prevention & Safety
0
139,472

PART IV - SUMMARY OF CASH TRANSACTIONS (Continued)

Description	Acct No	(10) Educational	(20) Operations & Maintenance	(30) Bond & Interest	(40) Transportation	(50) Municipal Retirement/ Social Security	(60) Site & Construction/ Capital Improvement	(70) Working Cash	(80) Rent
7. Tax Anticipation Notes Issued	408								
8. Teachers'/Employees' Orders Issued	409								
9. State Aid Anticipation Certificates Issued	410								
10. Other (Attach Itemization)	499								
11. TOTAL OTHER RECEIPTS (Total of Lines 3-10)		0	0	0	0	0	0	0	0
12. TOTAL DIRECT RECEIPTS, OTHER FINANCING SOURCES, AND OTHER RECEIPTS (Total of Lines 2 and 11)		14,571,899	911,524	1,285,500	749,171	327,250	1,768,000	3,153,971	0
13. TOTAL AMOUNT AVAILABLE (Total of Lines 1 and 12)		14,655,214	911,524	2,103,704	749,171	364,450	1,768,000	3,559,727	0
14. TOTAL DIRECT DISBURSEMENTS AND OTHER FINANCING USES ^G		13,589,996	867,927	1,179,000	718,234	243,282	369,000	3,015,000	0
ADD OTHER DISBURSEMENTS:	150								
15. Loans to Other Funds ^H									
16. Loan Repayments to Other Funds	430								
17. Corporate Personal Property Replacement Tax Anticipation Notes Redeemed	406								
18. Tax Anticipation Notes Redeemed	407								
19. Tax Anticipation Notes Redeemed	408								
20. Teachers'/Employees' Orders Redeemed	409								
21. State Aid Anticipation Certificates Redeemed	410								
22. Other (Attach Itemization)	499								
23. TOTAL OTHER DISBURSEMENTS (Total of Lines 15-22)		0	0	0	0	0	0	0	0
24. TOTAL DIRECT DISBURSEMENTS, OTHER FINANCING USES, AND OTHER DISBURSEMENTS (Total Lines 14 and 23)		13,589,996	867,927	1,179,000	718,234	243,282	369,000	3,015,000	0
25. Est. Balance on Hand June 30, 2004 (Cash Plus Investments at Cost) (Total of lines 13 less line 24) ^I		1,065,218	43,597	924,704	30,937	121,168	1,399,000	544,727	0

^G For cash basis budgets, this total will equal the Budget Summary - Part III Total Direct Disbursements/Expenditures (Line 15) and Other Financing Uses (Lines 24, 25)

^H Working Cash Fund loans may be made to any district fund for which taxes are levied (Section 20-6 of the School Code).

^I Cash plus Investments must be greater than or equal to zero.

(90) Fire Prevention & Safety
0
139,472
139,472
137,792
0
137,792
1,680

B

This page is provided for detailed itemizations as requested within the body of the Report.

Click and Type Here ↓



ILLINOIS STATE BOARD OF EDUCATION

Finance Center
 School Business and Support Services Division
 100 North First Street
 Springfield, IL 62777-0001

NAME OF SCHOOL DISTRICT Lansing Elementary
REGION-COUNTY-DISTRICT CODE NUMBER 00-000-0000-00

ESTIMATE OF ADMINISTRATIVE COSTS

(Section 17-1.5 of the School Code)

FUNCTION		Actual Expenditures, Fiscal Year			Budgeted Expenditures, Fiscal Year 1			
		Educational Fund	Operations and Maintenance Fund	TOTAL	Educational Fund	Operations and Maintenance Fund	TOTAL	
DESCRIPTION	NO.	(1)	(2)	(3)	(4)	(5)	(6)	
Executive Administration				0	150,821		150,821	
1. Services	2320			0				
Special Area				0	62,155		62,155	
2. Administrative Services	2330			0				
Other Support Services -				0	0		0	
3. School Administration	2490			0				
Direction of Business				0	49,000	0	49,000	
4. Support Services	2510			0				
5. Internal Services	2570			0	83,000		83,000	
Direction of Central				0	0		0	
6. Support Services	2610			0				
DEDUCT - Early Retirement or Other				0			0	
7. Pension Obligations Included Above				0				
8. TOTALS		0	0	0	344,976	0	344,976	
Percent Increase (Decrease) for FY 1							Enter Actual Data	
9. (Budgeted) over FY (Actual)								

NOTE: This page is provided as a working copy only. The actual "Limitation of Administrative Cost Worksheet" is attached to the end of the Annual Financial Report (Form 50-35) and must be submitted in conjunction with the Annual Financial Report.

Balancing Sheet

This sheet checks various cells to assure that selected items are in balance.
Out-of-balance conditions are accompanied by an error message.
Errors should be corrected before the budget is finalized.

Budget Item References	Message
This section checks for negatives in Beginning and Ending Balances	
Page 31, Part IV, Line 1, Fund 10	OK
Page 31, Part IV, Line 1, Fund 20	OK
Page 31, Part IV, Line 1, Fund 30	OK
Page 31, Part IV, Line 1, Fund 40	OK
Page 31, Part IV, Line 1, Fund 50	OK
Page 31, Part IV, Line 1, Fund 60	OK
Page 31, Part IV, Line 1, Fund 70	OK
Page 31, Part IV, Line 1, Fund 80	OK
Page 31, Part IV, Line 1, Fund 90	OK
Page 31 Line 25, Fund 10	OK
Page 31, Line 25, Fund 20	OK
Page 31, Line 25, Fund 30	OK
Page 31, Line 25, Fund 40	OK
Page 31, Line 25, Fund 50	OK
Page 31, Line 25, Fund 60	OK
Page 31, Line 25, Fund 70	OK
Page 31, Line 25, Fund 80	OK
Page 31, Line 25, Fund 90	OK
This section includes miscellaneous validation checks.	
Page 30, Line 19 vs. Line 24	OK
Page 30, Line 3 vs. Page 31, Line 15	OK
Page 30, Line 4 vs. Page 31, Line 16	OK
Mark Accounting Basis on the Cover sheet	OK

End of Balancing